

## Introductory sub-table (I)(a)

Name of the Company: EUREKA INDUSTRIES LIMITED			
Scrip Code, Name of the scrip, class of security: 521137			
Quarter ended: 31-12-2011			
<b>Partly paid-up shares:-</b>			
	No. of partly paid-up shares	As a % of total no. of partly paid-up shares	As a % of total no. of shares of the company
Held by promoter/promoter group	0	0	0
Held by public	0	0	0
<b>Total - D</b>	<b>0</b>	<b>0</b>	<b>0</b>
<b>Outstanding convertible securities:-</b>			
	No. of outstanding securities	As a % of total no. of outstanding convertible securities	As a % of total no. of shares of the company, assuming full conversion of the convertible securities
Held by promoter/promoter group	0	0	0
Held by public	0	0	0
<b>Total - E</b>	<b>0</b>	<b>0</b>	<b>0</b>
<b>Warrants:-</b>			
	No. of warrants	As a % of total no. of warrants	As a % of total no. of shares of the company, assuming full conversion of warrants
Held by promoter/promoter group	0	0	0
Held by public	0	0	0
<b>Total - F</b>	<b>0</b>	<b>0</b>	<b>0</b>
<b>Total paid-up capital of the company, assuming full conversion of warrants and convertible securities (Grand Total (A+B+C)+ D+E+F )</b>			
	<b>8750000</b>		<b>0</b>


For, EUREKA INDUSTRIES LTD.

K. A. Gandhi  
DIRECTOR/AUTHORISED SIGNATORY


# EUREKA INDUSTRIES LIMITED

SHAREHOLDING PATTERN AS ON 31- Dec - 2011

Script Code : 521137		CLASS OF SECURITY : EQUITY				Quarter Ended : 31- Dec - 2011			
(I)(a) Statement Showing Shareholding Pattern						Face Value : 10			
Category Code	Category of Shareholder(s)	Number of Shareholder(s)	Total Number of shares	Number of shares held in Dematerialised Form	Total shareholding as a percentage of total number of shares		Shares pledged or otherwise encumbered		
					As a percentage of (A+B)	As a percentage of (A+B+C)	Number of shares	As a percentage	
<b>(A)</b>	<b>Shareholding of Promoter and Promoter Group</b>								
<b>(1)</b>	<b>Indian</b>								
(a)	Individuals/ Hindu Undivided Family	6	136900		1.56	1.56	0	0.00	
(b)	Central Government/ State Government(s)								
(c)	Bodies Corporate	4	1384500		15.82	15.82	0	0.00	
(d)	Financial Institutions/ Banks								
(e)	Others								
	i)Trusts								
	ii)Directors								
	iii)Employee Welfare Trust								
	<b>SUB TOTAL (A)(1)</b>	<b>10</b>	<b>1521400</b>	<b>0</b>	<b>17.39</b>	<b>17.39</b>	<b>0</b>	<b>0.00</b>	
<b>(2)</b>	<b>Foreign</b>								
(a)	Individuals (Non-Residents Individuals/Foreign Individuals)								
(b)	Bodies Corporate								
(c)	Institutions								
(d)	Others								
	i)not Specified								
	ii)not Specified								
	ii)not Specified								
	<b>SUB TOTAL (A)(2)</b>	<b>0</b>	<b>0</b>	<b>0</b>	<b>0.00</b>	<b>0.00</b>	<b>0</b>	<b>0.00</b>	
	<b>TOTAL Shareholding of Promoter and Promoter Group(A) = (1) + (2)</b>	<b>10</b>	<b>1521400</b>	<b>0</b>	<b>17.39</b>	<b>17.39</b>	<b>0</b>	<b>0.00</b>	
<b>(B)</b>	<b>Public Shareholding</b>								
<b>(1)</b>	<b>Institutions</b>								
(a)	Mutual Funds/ UTI	2	3005200		34.35	34.35			
(b)	Financial Institutions / Banks								
(c)	Central Government/ State Government(s)								
(d)	Venture Capital Funds								
(e)	Insurance Companies								
(f)	Foreign Institutional Investors								



(g)	Foreign Venture Capital Investors	2	1600000		18.29	18.29		
(h)	Others							
	i)Trusts							
	ii)Not Specified							
	<b>SUB TOTAL (B)(1)</b>	<b>4</b>	<b>4605200</b>	<b>0</b>	<b>52.63</b>	<b>52.63</b>	<b>0</b>	<b>0.00</b>
<b>(2)</b>	<b>Non - Institutions</b>							
(a)	Bodies Corporate	31	990800		11.32	11.32		
(b)	Individuals							
	i) Individual Shareholders holding nominal share capital up to Rs.1 Lakh	5668	1368900		15.64	15.64		
	ii) Individual Shareholders holding nominal share capital in excess of Rs 1 Lakh	6	184200		2.11	2.11		
(c)	Others							
	i)Employees							
	ii)Non Resident Repatriates							
	iii)Non Resident Non Repatriates	119	79500		0.91	0.91		
	iv)Non domestic Companies							
	v)Trusts							
	vii)Others							
	vi)Directors & their Relatives & Friends							
	viii)Foreign Nations							
	<b>SUB TOTAL (B)(2)</b>	<b>5824</b>	<b>2623400</b>	<b>0</b>	<b>29.98</b>	<b>29.98</b>	<b>0</b>	<b>0.00</b>
	<b>TOTAL Public Shareholding(B) = (1) + (2)</b>	<b>5828</b>	<b>7228600</b>	<b>0</b>	<b>82.61</b>	<b>82.61</b>		
	<b>TOTAL (A)+(B)</b>	<b>5838</b>	<b>8750000</b>	<b>0</b>	<b>100.00</b>	<b>100.00</b>	<b>0</b>	<b>0.00</b>
(C)	Shares held by Custodians and against which Depository Receipts have been issued							
	<b>GRAND TOTAL (A) + (B) + (C)</b>	<b>5838</b>	<b>8750000</b>	<b>0</b>		<b>100.00</b>	<b>0</b>	<b>0.00</b>



For, EUREKA INDUSTRIES LTD.

K. A. Gandhi


DIRECTOR / AUTHORISED SIGNATORY

Sr.No	Notes
1	
2	
3	
4	
5	
6	
7	
8	
9	



## EUREKA INDUSTRIES LIMITED

(l)(b) Statement showing Shareholding of persons belonging to the category "Promoter and Promoter Group"		Shares pledged or otherwise encumbered				
Sr. No.	Name of the shareholder	Number of shares	Shares as a percentage of total number of shares {i.e., Grand Total (A)+(B)+(C) indicated in Statement at para (l)(a) above}	Number of shares	As a percentage of total No. of shares	As a % of grand total (A)+(B)+(C)
1	YASH FABRITEX PVT LTD	728300	8.32	0	0.00	0.00
2	AMBICA TAPTEX PVT LTD	547200	6.25	0	0.00	0.00
3	SUSHIL KEJRIWAL	73400	0.84	0	0.00	0.00
4	BUMACO MARKETING LTD	70000	0.80	0	0.00	0.00
5	BUMACO FINANCE LTD	39000	0.45	0	0.00	0.00
6	RAJEEV CHHAJER	31900	0.36	0	0.00	0.00
7	SAJJAN KEJRIWAL	16000	0.18	0	0.00	0.00
8	SANJEEV CHHAJER	8000	0.09	0	0.00	0.00
9	MANJU KEJRIWAL	7000	0.08	0	0.00	0.00
10	MEENA BIPIN SANGHVI	600	0.01	0	0.00	0.00
<b>TOTAL</b>		<b>1521400</b>	<b>17.39</b>	<b>0</b>	<b>0.00</b>	<b>0.00</b>



## EUREKA INDUSTRIES LIMITED

(l)(c) Statement showing Shareholding of persons belonging to the category			
""Public" and holding more than 1% of the total number of shares"			
Sr. No.	Name of the shareholder	Number of shares	Shares as a percentage of total number of shares (i.e., Grand Total (A)+(B)+(C) indicated in Statement at para (l)(a) above)
1	UNIT TRUST OF INDIA	3,005,200	34.35
2	ISBRAS FINANCE S A	1000000	11.43
3	ISBRAS FINANCE SA	600000	6.86
4	GUJARAT LEASE FINANCING LIMITED	500000	5.71
5	V B DESAI FINANCE SERVICE LTD	205300	2.35
6	GUJARAT LEASE FINANCE LTD	150000	1.71
<b>TOTAL</b>		<b>5,460,500</b>	<b>62.41</b>



**(I)(c)(ii) Statement showing holding of securities (including shares, warrants, convertible securities) of persons (together with PAC) belonging to the category “Public” and holding more than 5% of the total number of shares of the company**

<b>Sr. No.</b>	<b>Name(s) of the shareholder(s) and</b>	<b>Number of shares</b>	<b>Shares as a percentage of total number of shares</b>
1	Unit Trust of India	3,005,200	34.35
2	Ibras Finance S A	1,000,000	11.43
3	Ibras Finance S A	600,000	6.86
4	Gujarat Lease Financing Limited	500,000	5.71
<b>TOTAL</b>		<b>5105200</b>	<b>58.35</b>




**EUREKA INDUSTRIES LIMITED**

Scrip Code : 521137

Quarter ending : 31-Dec-2011

**Details of Locked-in Shares**

Sl. No.	Name of the Shareholder	No. of Shares	Locked-in Shares as % of Total No. of Shares
1	YASH FABRITEX PVT LTD	728300	8.32
2	AMBICA TAPTEX PVT LTD	547200	6.25
3	SUSHIL KEJRIWAL	73400	0.84
4	BUMACO MARKETING LTD	70000	0.80
5	BUMACO FINANCE LTD	39000	0.45
6	RAJEEV CHHAJER	31900	0.36
7	SAJJAN KEJRIWAL	16000	0.18
8	SANJEEV CHHAJER	8000	0.09
9	MANJU KEJRIWAL	7000	0.08
10	MEENA BIPIN SANGHVI	600	0.01
<b>TOTAL</b>		<b>1521400</b>	<b>17.39</b>





(II)(a) Statement showing details of Depository Receipts (DRs)

Sr. No.	Type of outstanding DR (ADRs, GDRs, SDRs, etc.)	Number of outstanding DRs	Number of shares underlying outstanding DRs	Shares underlying outstanding DRs as a percentage of total number of shares {i.e., Grand Total (A)+(B)+(C) indicated in Statement at para (I)(a) above}
1	Nil	0	0	0.00
<b>TOTAL</b>		<b>0</b>	<b>0</b>	<b>0.00</b>



(II)(b) Statement showing holding of Depository Receipts (DRs), where underlying shares held by "promoter/promoter group" are in excess of 1% of the total number of shares

Sr. No.	Name of the DR Holder	Type of outstanding DR (ADRs, GDRs, SDRs, etc.)	Number of shares underlying outstanding DRs	Shares underlying outstanding DRs as a percentage of total number of shares {i.e., Grand Total (A)+(B)+(C) indicated in Statement at para (I)(a) above}
1	Nil	Nil	0	0.00
<b>TOTAL</b>			<b>0</b>	<b>0.00</b>

For, EUREKA INDUSTRIES LTD.

K. A. Gandhi

DIRECTOR/AUTHORISED SIGNATORY

