

# EUREKA INDUSTRIES LIMITED

311-B, Hari Krishna Complex, B/h. City Gold Cinema, off Ashram Road, AHMEDABAD-380 009. (INDIA)  
E-mail : eurekaindltd@gmail.com Tel : +91 79 30006294 • CIN NO. : L91110GJ1992PLC018524

Date: 17/01/2015

To  
The Manager  
Department of Corporate Services  
Bombay Stock Exchange Ltd.  
Dalal Street, Fort  
Mumbai – 400 001

**Kind Attn - : Ms. Nisha Mehta**

**Sub. - : Clause 35 - Shareholding Pattern for the Quarter ended December 31, 2014**

**Ref. - : Scrip Code - 521137**

Madam,

With regard to the captioned subject please find enclosed herewith the Shareholding Pattern of the company prepared as per Clause 35 of the Listing Agreement for the quarter ended December 31, 2014.

Kindly take the same on your records and acknowledge the receipt.

Thanking you,

Yours faithfully,

For Eureka Industries Limited

K.A. Gandhi  
Ketan Gandhi  
Compliance Officer



Encl: as above


Introductory sub-table (I)(a)

<b>Name of the Company: EUREKA INDUSTRIES LIMITED</b>			
<b>Scrip Code, Name of the scrip, class of security: 521137</b>			
<b>Quarter ended: 31.12.2014</b>			
<b>Partly paid-up shares:-</b>			
	<b>No. of partly paid-up shares</b>	<b>As a % of total no. of partly paid-up shares</b>	<b>As a % of total no. of shares of the company</b>
Held by promoter/promoter group	-	-	-
Held by public	-	-	-
<b>Total</b>	-	-	-
<b>Outstanding convertible securities:-</b>			
	<b>No. of outstanding securities</b>	<b>As a % of total no. of outstanding convertible securities</b>	<b>As a % of total no. of shares of the company, assuming full conversion of the convertible securities</b>
Held by promoter/promoter group	-	-	-
Held by public	-	-	-
<b>Total</b>	-	-	-
<b>Warrants:-</b>			
	<b>No. of warrants</b>	<b>As a % of total no. of warrants</b>	<b>As a % of total no. of shares of the company, assuming full conversion of warrants</b>
Held by promoter/promoter group	-	-	-
Held by public	-	-	-
<b>Total</b>	-	-	-
<b>Total paid-up capital of the company, assuming full conversion of warrants and convertible securities</b>		<b>8,750,000</b>	




**EUREKA INDUSTRIES LIMITED - Statement Showing Shareholding Pattern**

Script Code : 521137		Table (I)(a)			Quarter ended - 31.12.2014			
Category code	Category of Shareholder	Number of Shareholders	Total number of shares	Number of shares held in dematerialized form	Total shareholding as a percentage of total number of shares		Shares Pledged or otherwise encumbered	
					As a percentage of(A+B) <sup>1</sup>	As a percentage of (A+B+C)	Number of shares	As a percentage
(I)	(II)	(III)	(IV)	(V)	(VI)	(VII)	(VIII)	(IX)= (VIII)/(IV)*100
<b>(A)</b>	<b>Shareholding of Promoter and Promoter Group<sup>2</sup></b>							
<b>1</b>	<b>Indian</b>							
(a)	Individuals Hindu Undivided Family	5	136,300	-		1.56	-	-
(b)	Central Government/ State Government(s)	-	-	-	-	-	-	-
(c)	Bodies Corporate	4	1,384,500	-	15.82	15.82	-	0.00
(d)	Financial Institutions/ Banks	-	-	-	-	-	-	-
(e)	Any Others(Specify)	-	-	-	-	-	-	-
	<b>Sub Total(A)(1)</b>	<b>9</b>	<b>1,520,800</b>	<b>-</b>	<b>17.38</b>	<b>17.38</b>	<b>-</b>	<b>0.00</b>
<b>2</b>	<b>Foreign</b>							
a	Individuals (Non-Residents Individuals/ Foreign Individuals)	-	-	-	-	-	-	-
b	Bodies Corporate	-	-	-	-	-	-	-
c	Institutions	-	-	-	-	-	-	-
d	Qualified Foreign Investor	-	-	-	-	-	-	-
e	Any Others(Specify)	-	-	-	-	-	-	-
	<b>Sub Total(A)(2)</b>	<b>-</b>	<b>-</b>	<b>-</b>	<b>-</b>	<b>-</b>	<b>-</b>	<b>-</b>
	<b>Total Shareholding of Promoter and Promoter Group (A)= (A)(1)+(A)(2)</b>	<b>9</b>	<b>1,520,800</b>	<b>-</b>	<b>17.38</b>	<b>17.38</b>	<b>-</b>	<b>0.00</b>
<b>(B)</b>	<b>Public shareholding</b>							
<b>1</b>	<b>Institutions</b>							
(a)	Mutual Funds/ UTI	1	1,450,000	-	16.57	16.57	-	0.00



(b)	Financial Institutions Banks	-	-	-	-	-	-	-
(c)	Central Government State Government(s)	-	-	-	-	-	-	-
(d)	Venture Capital Funds	-	-	-	-	-	-	-
(e)	Insurance Companies	-	-	-	-	-	-	-
(f)	Foreign Institutional Investors	-	-	-	-	-	-	-
(g)	Foreign Venture Capital Investors	2	1,600,000	-	18.29	18.29	-	0.00
(h)	Qualified Foreign Investor	-	-	-	-	-	-	-
(i)	Any Other (specify)	-	-	-	-	-	-	-
	<b>Sub-Total (B)(1)</b>	<b>3</b>	<b>3,050,000</b>	<b>-</b>	<b>34.86</b>	<b>34.86</b>	<b>-</b>	<b>0.00</b>
	<b>B 2 Non-institutions</b>							
(a)	Bodies Corporate	33	991,100	-	11.33	11.33	-	0.00
(b)	Individuals							
I	Individuals -i. Individual shareholders holding nominal share capital up to Rs 1 lakh	5,637	1,357,600	1,000	15.52	15.52	-	0.00
II	ii. Individual shareholders holding nominal share capital in excess of Rs. 1 lakh.	11	1,751,000	11,600	20.01	20.01	-	0.00
(c)	Qualified Foreign Investor	-	-	-	-	-	-	-
(d)	Any Other (specify)							
(d-i)	Non Resident Indians	119	79,500	-	0.91	0.91	-	0.00
	<b>Sub-Total (B)(2)</b>	<b>5,800</b>	<b>4,179,200</b>	<b>12,600</b>	<b>47.76</b>	<b>47.76</b>	<b>-</b>	<b>0.00</b>
(B)	<b>Total Public Shareholding (B)= (B)(1)+(B)(2)</b>	<b>5,803</b>	<b>7,229,200</b>	<b>12,600</b>	<b>82.62</b>	<b>82.62</b>	<b>-</b>	<b>0.00</b>
	<b>TOTAL (A)+(B)</b>	<b>5,812</b>	<b>8,750,000</b>	<b>12,600</b>	<b>100.00</b>	<b>100.00</b>	<b>-</b>	<b>0.00</b>
(C)	<b>Shares held by Custodians and against which Depository Receipts have been issued</b>							
1	Promoter and Promoter Group	-	-	-	-	-	-	-
2	Public	-	-	-	-	-	-	-
	<b>Sub-Total (C)</b>	<b>-</b>	<b>-</b>	<b>-</b>	<b>-</b>	<b>-</b>	<b>-</b>	<b>-</b>
	<b>GRAND TOTAL (A)+(B)+(C)</b>	<b>5,812</b>	<b>8,750,000</b>	<b>-</b>	<b>100.00</b>	<b>100.00</b>	<b>-</b>	<b>0.00</b>




Sr.No	Notes
1	
2	
3	
4	
5	
6	
7	
8	
9	



(1)(b) Statement showing holding of securities (including shares, warrants, convertible securities) of persons belonging to the category "Promoter and Promoter Group"

Sr. No.	Name of the shareholder	Details of Shares held		Encumbered shares (*)			Details of warrants		Details of convertible securities		Total shares (including underlying shares assuming full conversion of warrants and convertible securities) as a % of diluted share capital
		Number of shares held	As a % of grand total (A)+(B)+(C)	No.	As a percentage	As a % of grand total (A)+(B)+(C) of sub-clause (I)(a)	Number of warrants held	As a % total number of warrants of the same class	Number of convertible securities held	As a % total number of convertible securities of the same class	
(I)	(II)	(III)	(IV)	(V)	(VI)=(V)/(III)*100	(VII)	(VIII)	(IX)	(X)	(XI)	(XII)
1	Yash Fabrltex Pvt Ltd	728,300	8.32	-	-	-	-	-	-	-	8.32
2	Ambica Taptex Pvt Ltd	547,200	6.25	-	-	-	-	-	-	-	6.25
3	Sushil Kejriwal	73,400	0.84	-	-	-	-	-	-	-	0.84
4	Bumaco Marketing Ltd	70,000	0.80	-	-	-	-	-	-	-	0.80
5	Bumaco Finance Ltd	39,000	0.45	-	-	-	-	-	-	-	0.45
6	Rajeev Chhajer	31,900	0.36	-	-	-	-	-	-	-	0.36
7	Sajjan Kejriwal	16,000	0.18	-	-	-	-	-	-	-	0.18
8	Sanjeev Chhajer	8,000	0.09	-	-	-	-	-	-	-	0.09
9	Manju Kejriwal	7,000	0.08	-	-	-	-	-	-	-	0.08
<b>TOTAL</b>		<b>1,520,800</b>	<b>17.38</b>	-	-	-	-	-	-	-	<b>17.38</b>

(\*) The term "encumbrance" has the same meaning as assigned to it in regulation 28(3) of the SAST Regulations, 2011



**(D)(c)(i) Statement showing holding of securities (including shares, warrants, convertible securities) of persons belonging to the category "Public" and holding more than 1% of the total number of shares**

Sr. No.	Name of the shareholder	Number of shares held	Shares as a percentage of total number of shares {i.e., Grand Total (A)+(B)+(C) indicated in Statement at para (I)(a) above}	Details of warrants		Details of convertible securities		Total shares (including underlying shares assuming full conversion of warrants and convertible securities) as a % of diluted share capital
				Number of warrants held	As a % total number of warrants of the same class	Number of convertible securities held	% w.r.t total number of convertible securities of the same class	
1	Unit Trust Of India	1,450,000	16.57	-	-	-	-	16.57
2	Isbras Finance S A	1,000,000	11.43	-	-	-	-	11.43
3	Isbras Finance Sa	600,000	6.86	-	-	-	-	6.86
4	Gujarat Lease Financing Limited	500,000	5.71	-	-	-	-	5.71
5	Ajay Krishna Sharma	400,000	4.57	-	-	-	-	4.57
6	Kamlesh Barot	400,000	4.57	-	-	-	-	4.57
7	Nandkishore Gupta	400,000	4.57	-	-	-	-	4.57
8	Maulik Patel	355,200	4.06	-	-	-	-	4.06
9	V B Desai Finance Service Ltd	205,300	2.35	-	-	-	-	2.35
10	Gujarat Lease Finance Ltd	150,000	1.71	-	-	-	-	1.71
<b>TOTAL</b>		<b>5,460,500</b>	<b>62.41</b>	-	-	-	-	<b>62.41</b>



**(I)(c)(ii) Statement showing holding of securities (including shares, warrants, convertible securities) of persons (together with PAC) belonging to the category "Public" and holding more than 5% of the total number of shares of the company**

Sr. No.	Name(s) of the shareholder(s) and the Persons Acting in Concert (PAC) with them	Number of shares	Shares as a percentage of total number of shares (i.e., Grand Total (A)+(B)+(C) indicated in Statement at para (I)(a) above)	Details of warrants		Details of convertible securities		Total shares (including underlying shares assuming full conversion of warrants and convertible securities) as a % of diluted share capital
				Number of warrants	As a % total number of warrants of the same class	Number of convertible securities held	% w.r.t total number of convertible securities of the same class	
1	Unit Trust Of India	1,450,000	16.57	-	-	-	-	16.57
2	Isbras Finance S A	1,000,000	11.43	-	-	-	-	11.43
3	Isbras Finance Sa	600,000	6.86	-	-	-	-	6.86
4	Gujarat Lease Financing Limited	500,000	5.71	-	-	-	-	5.71
<b>TOTAL</b>		<b>3,550,000</b>	<b>40.57</b>	-	-	-	-	<b>40.57</b>





(I)(d) Statement showing details of locked-in shares

Sr. No.	Name of the shareholder	Number of locked-in shares	Locked-in shares as a percentage of total number of shares {i.e., Grand Total (A)+(B)+(C) indicated in Statement at para (I)(a) above}
1	NIL	NIL	NIL
<b>TOTAL</b>		-	-



(II)(a) Statement showing details of Depository Receipts (DRs)

Sr. No.	Type of outstanding DR (ADRs, GDRs, SDRs, etc.)	Number of outstanding DRs	Number of shares underlying outstanding DRs	Shares underlying outstanding DRs as a percentage of total number of shares {i.e., Grand Total (A)+(B)+(C) indicated in Statement at para (I)(a) above}
I	NIL	NIL	NIL	NIL
<b>TOTAL</b>		-	-	-



**(II)(b) Statement showing holding of Depository Receipts (DRs), where underlying shares held by "promoter/promoter group" are in excess of 1% of the total number of shares**

Sr. No.	Name of the DR Holder	Type of outstanding DR (ADRs, GDRs, SDRs, etc.)	Number of shares underlying outstanding DRs	Shares underlying outstanding DRs as a percentage of total number of shares (i.e., Grand Total (A)+(B)+(C) indicated in Statement at para (I)(a) above}
1	NIL	NIL	NIL	NIL
<b>TOTAL</b>				



For, EURSVA INDUSTRIES LTD.

K. A. Gandhi  
COMPLIANCE OFFICER