


Introductory sub-table (I)(a)

Name of the Company: EUREKA INDUSTRIES LIMITED			
Scrip Code, Name of the scrip, class of security: 521137			
Quarter ended: 31-03-2012			
Partly paid-up shares:-			
	No. of partly paid-up shares	As a % of total no. of partly paid-up shares	As a % of total no. of shares of the company
Held by promoter/promoter group	0	0	0
Held by public	0	0	0
Total - D	0	0	0
Outstanding convertible securities:-			
	No. of outstanding securities	As a % of total no. of outstanding convertible securities	As a % of total no. of shares of the company, assuming full conversion of the convertible securities
Held by promoter/promoter group	0	0	0
Held by public	0	0	0
Total - E	0	0	0
Warrants:-			
	No. of warrants	As a % of total no. of warrants	As a % of total no. of shares of the company, assuming full conversion of warrants
Held by promoter/promoter group	0	0	0
Held by public	0	0	0
Total - F	0	0	0
Total paid-up capital of the company, assuming full conversion of warrants and convertible securities (Grand Total (A+B+C)+ D+E+F)			
	8750000		0



For, EUREKA INDUSTRIES LTD.
 K. A. Gandhi
 COMPLIANCE OFFICER


EUREKA INDUSTRIES LIMITED - Statement Showing Shareholding Pattern

Script Code : 521137


Table (I)(a)

Quarter Ended : 31st March 2012

Category code	Category of Shareholder	Number of Shareholders	Total number of shares	Number of shares held in dematerialized form	Total shareholding as a percentage of total number of shares		Shares Pledged or otherwise encumbered	
					As a percentage of(A+B) ¹	As a percentage of (A+B+C)	Number of shares	As a percentage
(I)	(II)	(III)	(IV)	(V)	(VI)	(VII)	(VIII)	(IX)= (VIII)/(IV)*100
(A)	Shareholding of Promoter and Promoter							
1	Indian							
(a)	Individuals/ Hindu Undivided Family							
		6	136,900	0	1.56	1.56	0	0.00
(b)	Central Government/ State Government(s)							
(c)	Bodies Corporate	4	1,384,500		15.82	15.82		0.00
(d)	Financial Institutions/ Banks							
(e)	Any Others(Specify)							
(e-i)								
(e-ii)								
	Sub Total(A)(1)	10	1,521,400	0	17.39	17.39	0	0.00
2	Foreign							
a	Individuals (Non-Residents Individuals/ Foreign Individuals)							
b	Bodies Corporate							
c	Institutions							
d	Any Others(Specify)							
d-i								
d-ii								



	Sub Total(A)(2)	0	-	0	0.00	0.00	0	0.00
	Total Shareholding of Promoter and	10	1,521,400	0	17.39	17.39	0	0.00
	(B) Public shareholding							
	I Institutions							
(a)	Mutual Funds/ UTI	2	3,005,200	0	34.35	34.35	0	0.00
(b)	Financial Institutions/ Banks							
(c)	Central Government/ State Government(s)							
(d)	Venture Capital Funds							
(e)	Insurance Companies							
(f)	Foreign Institutional Investors							
(g)	Foreign Venture Capital Investors	2	1,600,000	0	18.29	18.29	0	0.00
(h)	Any Other (specify)							
(h-i)								
(h-ii)								
	Sub-Total (B)(1)	4	4,605,200	0	52.63	52.63	0	0.00
	B 2 Non-institutions							
(a)	Bodies Corporate	31	990,800	0	11.32	11.32	0	0.00
	Individuals							
I	Individuals -i. Individual shareholders holding nominal share capital up to Rs 1 lakh	5668	1,368,900	0	15.64	15.64	0	0.00
II	ii. Individual shareholders holding nominal share capital in excess of Rs. 1 lakh.	6	184,200	0	2.11	2.11	0	0.00
(c)	Any Other (specify)							
(c-i)	Non Resident Indians	119	79,500	0	0.91	0.91	0	0.00
(c-ii)								
	Sub-Total (B)(2)	5824	2,623,400	0	29.98	29.98	0	0.00



(B)	Total Public Shareholding (B)= (B)(1)+(B)(2)	5828	7,228,600	0	82.61	82.61	0	0.00
	TOTAL (A)+(B)	5838	8,750,000	0	100.00	100.00	0	0.00
(C)	Shares held by Custodians and against which Depository Receipts have been issued							
1	Promoter and Promoter Group							
2	Public							
	Sub-Total (C)	0	0	0		0	0	0
	GRAND TOTAL (A)+(B)+(C)	5838	8,750,000	0		100.00	0	0.00



Sr.No

1

2

3

4

5

6

7

8

9

Notes

(I)(b) Statement showing Shareholding of persons belonging to the category
“Promoter and Promoter Group”

Sr. No.	Name of the shareholder	Total shares held		Shares pledged or otherwise encumbered		
		Number of shares	As a % of grand total +(B) +(C)	(A)	Number	As a percentage
(I)	(II)	(III)	(IV)	(V)	(VI)=(V)/(III)*100	(VII)
1	Shree Sushil Kejriwal	73,400	0.84	0	0.00	0.00
2	Shri Rajeev Chhjer	31,900	0.36	0	0.00	0.00
3	Shri Sajjan Kejriwal	16,000	0.18	0	0.00	0.00
4	Shri Sanjeev Chhjer	8,000	0.09	0	0.00	0.00
5	Shri Manju Kejriwal	7,000	0.08	0	0.00	0.00
6	Meena Bipin Sanghavi	600	0.01	0	0.00	0.00
7	Yash Fabritex Pvt Ltd.	728,300	8.32	0	0.00	0.00
8	Bumaco Marketing Pvt. Ltd.	70,000	0.80	0	0.00	0.00
9	Bumco Finance Limited	39,000	0.45	0	0.00	0.00
10	Ambica Taptex Pvt Ltd.	547,200	6.25	0	0.00	0.00
				0		
TOTAL		1,521,400	17.39	0	0.00	0.00

For, EUREKA INDUSTRIES LTD.

K. A. Gandhi

COMPLIANCE OFFICER



(I)(c) Statement showing Shareholding of persons belonging to the category
“Public” and holding more than 1% of the total number of shares

Sr. No.	Name of the shareholder	Number of shares	Shares as a percentage of total number of shares {i.e., Grand Total (A)+(B)+(C) indicated in Statement at para (I)(a) above}
1	V B Desai Finance Services Limited	205,300	2.35
2	Gujarat Lease Finance Limited	150,000	1.71
3	Unit Trust of India	3,005,200	34.35
4	Ibras Finance S A	1,000,000	11.43
5	Ibras Finance S A	600,000	6.86
6	Gujarat Lease Financing Limited	500,000	5.71
	TOTAL	5,460,500	62.41




(I)(c)(ii) Statement showing holding of securities (including shares, warrants, convertible securities) of persons (together with PAC) belonging to the category "Public" and holding more than 5% of the total number of shares of the company

Sr. No.	Name(s) of the shareholder(s) and	Number of shares	Shares as a percentage of total number of shares
1	Unit Trust of India	3,005,200	34.35
2	Ibras Finance S A	1,000,000	11.43
3	Ibras Finance S A	600,000	6.86
4	Gujarat Lease Financing Limited	500,000	5.71
TOTAL		5105200	58.35



(I)(d) Statement showing details of locked-in shares

Sr. No.	Name of the shareholder	Total shares held	
		Number of shares	As a % of grand total (A) +(B) +(C)
	NIL		




(II)(a) Statement showing details of Depository Receipts (DRs)

Sr. No.	Type of outstanding DR (ADRs, GDRs, SDRs, etc.)	Number of outstanding DRs	Number of shares underlying outstanding DRs	Shares underlying outstanding DRs as a percentage of total number of shares {i.e., Grand Total (A)+(B)+(C) indicated in Statement at para (I)(a) above}
1	Nil	0	0	0.00
TOTAL		0	0	0.00



(II)(b) Statement showing holding of Depository Receipts (DRs), where underlying shares held by "promoter/promoter group" are in excess of 1% of the total number of shares

Sr. No.	Name of the DR Holder	Type of outstanding DR (ADRs, GDRs, SDRs, etc.)	Number of shares underlying outstanding DRs
1	Nil	Nil	0
TOTAL			0



For, EUREKA INDUSTRIES LTD.
K. A. Gandhi
COMPLIANCE OFFICER