

EUREKA INDUSTRIES LIMITED

311-B, Hari Krishna Complex, B/h. City Gold Cinema, off Ashram Road, AHMEDABAD-380 009. (INDIA)
E-mail : eurekaindltd@gmail.com Tel : +91 79 30006294 • CIN NO. : L91110GJ1992PLC018524

Date: 16/04/2015

To
The Manager
Department of Corporate Services
Bombay Stock Exchange Ltd.
Dalal Street, Fort
Mumbai - 400 001

Kind Attn - : Ms. Nisha Mehta

Sub. - : Clause 35 - Shareholding Pattern for the Quarter ended March 31, 2015

Ref. - : Scrip Code - 521137

Madam,

With regard to the captioned subject please find enclosed herewith the Shareholding Pattern of the company prepared as per Clause 35 of the Listing Agreement for the quarter ended March 31, 2015.

Kindly take the same on your records and acknowledge the receipt.

Thanking you,

Yours faithfully,

For Eureka Industries Limited

K.A. Gandhi


Ketan Gandhi
Compliance Officer



Encl: as above


Introductory sub-table (I)(a)

Name of the Company: EUREKA INDUSTRIES LIMITED			
Scrip Code, Name of the scrip, class of security: 521137			
Quarter ended: 31.03.2015			
Partly paid-up shares:-			
	No. of partly paid-up shares	As a % of total no. of partly paid-up shares	As a % of total no. of shares of the company
Held by promoter/promoter group	-	-	-
Held by public	-	-	-
Total	-	-	-
Outstanding convertible securities:-			
	No. of outstanding securities	As a % of total no. of outstanding convertible securities	As a % of total no. of shares of the company, assuming full conversion of the convertible securities
Held by promoter/promoter group	-	-	-
Held by public	-	-	-
Total	-	-	-
Warrants:-			
	No. of warrants	As a % of total no. of warrants	As a % of total no. of shares of the company, assuming full conversion of warrants
Held by promoter/promoter group	-	-	-
Held by public	-	-	-
Total	-	-	-
Total paid-up capital of the company, assuming full conversion of warrants and convertible securities		8,750,000	




EUREKA INDUSTRIES LIMITED - Statement Showing Shareholding Pattern

Script Code : 521137		Table (I)(a)			Quarter ended - 31.03.2015			
Category code	Category of Shareholder	Number of Shareholders	Total number of shares	Number of shares held in dematerialized form	Total shareholding as a percentage of total number of shares		Shares Pledged or otherwise encumbered	
(I)	(II)	(III)	(IV)	(V)	As a percentage of(A+B) ¹	As a percentage of (A+B+C)	Number of shares	(IX)= (VIII)/(IV)*100
(VI)	(VII)	(VIII)	(IX)	(X)	(XI)	(XII)	(XIII)	(XIV)
(A)	Shareholding of Promoter and Promoter Group²							
1	Indian							
(a)	Individuals/ Hindu Undivided Family	5	136,300	-		1.56	-	-
(b)	Central Government/ State Government(s)	-	-	-	-	-	-	-
(c)	Bodies Corporate	4	1,384,500	-	15.82	15.82	-	0.00
(d)	Financial Institutions/ Banks	-	-	-	-	-	-	-
(e)	Any Others(Specify)	-	-	-	-	-	-	-
	Sub Total(A)(1)	9	1,520,800	-	17.38	17.38	-	0.00
2	Foreign							
a	Individuals (Non-Residents Individuals/ Foreign Individuals)	-	-	-	-	-	-	-
b	Bodies Corporate	-	-	-	-	-	-	-
c	Institutions	-	-	-	-	-	-	-
d	Qualified Foreign Investor	-	-	-	-	-	-	-
e	Any Others(Specify)	-	-	-	-	-	-	-
	Sub Total(A)(2)	-	-	-	-	-	-	-
	Total Shareholding of Promoter and Promoter Group (A)= (A)(1)+(A)(2)	9	1,520,800	-	17.38	17.38	-	0.00
(B)	Public shareholding							
1	Institutions							
(a)	Mutual Funds/ UTI	1	1,025,000	-	11.71	11.71	-	0.00



(b)	Financial Institutions / Banks	-	-	-	-	-	-	-
(c)	Central Government/ State Government(s)	-	-	-	-	-	-	-
(d)	Venture Capital Funds	-	-	-	-	-	-	-
(e)	Insurance Companies	-	-	-	-	-	-	-
(f)	Foreign Institutional Investors	-	-	-	-	-	-	-
(g)	Foreign Venture Capital Investors	2	1,600,000	-	18.29	18.29	-	0.00
(h)	Qualified Foreign Investor	-	-	-	-	-	-	-
(i)	Any Other (specify)	-	-	-	-	-	-	-
	Sub-Total (B)(1)	3	2,625,000	-	30.00	30.00	-	0.00
B 2	Non-institutions							
(a)	Bodies Corporate	34	1,416,100	-	16.18	16.18	-	0.00
(b)	Individuals							
I	Individuals -i. Individual shareholders holding nominal share capital up to Rs 1 lakh	5,638	1,358,100	1,000	15.52	15.52	-	0.00
II	ii. Individual shareholders holding nominal share capital in excess of Rs. 1 lakh.	11	1,751,000	11,600	20.01	20.01	-	0.00
(c)	Qualified Foreign Investor	-	-	-	-	-	-	-
(d)	Any Other (specify)							
(d-i)	Non Resident Indians	118	79,000	-	0.90	0.90	-	0.00
	Sub-Total (B)(2)	5,801	4,604,200	12,600	52.62	52.62	-	0.00
(B)	Total Public Shareholding (B)= (B)(1)+(B)(2)	5,804	7,229,200	12,600	82.62	82.62	-	0.00
	TOTAL (A)+(B)	5,813	8,750,000	12,600	100.00	100.00	-	0.00
(C)	Shares held by Custodians and against which Depository Receipts have been issued							
1	Promoter and Promoter Group	-	-	-	-	-	-	-
2	Public	-	-	-	-	-	-	-
	Sub-Total (C)	-	-	-	-	-	-	-
	GRAND TOTAL (A)+(B)+(C)	5,813	8,750,000	-	100.00	100.00	-	0.00



Sr.No	Notes
1	NIL
2	
3	
4	
5	
6	
7	
8	
9	



(I)(b) Statement showing holding of securities (including shares, warrants, convertible securities) of persons belonging to the category “Promoter and Promoter Group”

Sr. No.	Name of the shareholder	Details of Shares held		Encumbered shares (*)			Details of warrants		Details of convertible securities		Total shares (including underlying shares assuming full conversion of warrants and convertible securities) as a % of diluted share capital
		Number of shares held	As a % of grand total (A)+(B)+(C)	No.	As a percentage	As a % of grand total (A)+(B)+(C) of sub-clause (I)(a)	Number of warrants held	As a % total number of warrants of the same class	Number of convertible securities held	As a % total number of convertible securities of the same class	
(I)	(II)	(III)	(IV)	(V)	(VI)=(V)/(III)*100	(VII)	(VIII)	(IX)	(X)	(XI)	(XII)
1	Yash Fabritex Pvt Ltd	728,300	8.32	-	-	-	-	-	-	-	8.32
2	Ambica Taptex Pvt Ltd	547,200	6.25	-	-	-	-	-	-	-	6.25
3	Sushil Kejriwal	73,400	0.84	-	-	-	-	-	-	-	0.84
4	Bumaco Marketing Ltd	70,000	0.80	-	-	-	-	-	-	-	0.80
5	Bumaco Finance Ltd	39,000	0.45	-	-	-	-	-	-	-	0.45
6	Rajeev Chhajer	31,900	0.36	-	-	-	-	-	-	-	0.36
7	Sajjan Kejriwal	16,000	0.18	-	-	-	-	-	-	-	0.18
8	Sanjeev Chhajer	8,000	0.09	-	-	-	-	-	-	-	0.09
9	Manju Kejriwal	7,000	0.08	-	-	-	-	-	-	-	0.08
TOTAL		1,520,800	17.38	-	-	-	-	-	-	-	17.38

(*) The term “encumbrance” has the same meaning as assigned to it in regulation 28(3) of the SAST Regulations, 2011




(D)(c)(i) Statement showing holding of securities (including shares, warrants, convertible securities) of persons belonging to the category “Public” and holding more than 1% of the total number of shares

Sr. No.	Name of the shareholder	Number of shares held	Shares as a percentage of total number of shares {i.e., Grand Total (A)+(B)+(C) indicated in Statement at para (I)(a) above}	Details of warrants		Details of convertible securities		Total shares (including underlying shares assuming full conversion of warrants and convertible securities) as a % of diluted share capital
				Number of warrants held	As a % total number of warrants of the same class	Number of convertible securities held	% w.r.t total number of convertible securities of the same class	
1	Unit Trust Of India	1,025,000	11.71	-	-	-	-	11.71
2	Isbras Finance S A	1,000,000	11.43	-	-	-	-	11.43
3	Isbras Finance Sa	600,000	6.86	-	-	-	-	6.86
4	Gujarat Lease Financing Limited	500,000	5.71	-	-	-	-	5.71
5	Shree Vainkateshwar Finstock P. Ltd.	425,000	4.86	-	-	-	-	4.86
6	Ajay Krishna Sharma	400,000	4.57	-	-	-	-	4.57
7	Kamlesh Barot	400,000	4.57	-	-	-	-	4.57
8	Nandkishore Gupta	400,000	4.57	-	-	-	-	4.57
9	Maulik Patel	355,200	4.06	-	-	-	-	4.06
10	V B Desai Finance Service Ltd	205,300	2.35	-	-	-	-	2.35
11	Gujarat Lease Finance Ltd	150,000	1.71	-	-	-	-	1.71
TOTAL		5,460,500	62.41	-	-	-	-	62.41




(I)(c)(ii) Statement showing holding of securities (including shares, warrants, convertible securities) of persons (together with PAC) belonging to the category “Public” and holding more than 5% of the total number of shares of the company

Sr. No.	Name(s) of the shareholder(s) and the Persons Acting in Concert (PAC) with them	Number of shares	Shares as a percentage of total number of shares {i.e., Grand Total (A)+(B)+(C) indicated in Statement at para (I)(a) above}	Details of warrants		Details of convertible securities		Total shares (including underlying shares assuming full conversion of warrants and convertible securities) as a % of diluted share capital
				Number of warrants	As a % total number of warrants of the same class	Number of convertible securities held	% w.r.t total number of convertible securities of the same class	
1	Unit Trust Of India	1,025,000	11.71	-	-	-	-	11.71
2	Isbras Finance S A	1,000,000	11.43	-	-	-	-	11.43
3	Isbras Finance Sa	600,000	6.86	-	-	-	-	6.86
4	Gujarat Lease Financing Limited	500,000	5.71	-	-	-	-	5.71
TOTAL		3,125,000	35.71	-	-	-	-	35.71



(I)(d) Statement showing details of locked-in shares

Sr. No.	Name of the shareholder	Number of locked-in shares	Locked-in shares as a percentage of total number of shares {i.e., Grand Total (A)+(B)+(C) indicated in Statement at para (I)(a) above}
1	NIL	NIL	NIL
TOTAL		-	-



(II)(a) Statement showing details of Depository Receipts (DRs)

Sr. No.	Type of outstanding DR (ADRs, GDRs, SDRs, etc.)	Number of outstanding DRs	Number of shares underlying outstanding DRs	Shares underlying outstanding DRs as a percentage of total number of shares {i.e., Grand Total (A)+(B)+(C) indicated in Statement at para (I)(a) above}
1	NIL	NIL	NIL	NIL
TOTAL		-	-	-



(II)(b) Statement showing holding of Depository Receipts (DRs), where underlying shares held by "promoter/promoter group" are in excess of 1% of the total number of shares

Sr. No.	Name of the DR Holder	Type of outstanding DR (ADRs, GDRs, SDRs, etc.)	Number of shares underlying outstanding DRs	Shares underlying outstanding DRs as a percentage of total number of shares {i.e., Grand Total (A)+(B)+(C) indicated in Statement at para (I)(a) above}
1	NIL	NIL	NIL	NIL
TOTAL		-	-	-



For, EUREKA INDUSTRIES LTD.

K A Gandhi
COMPLIANCE OFFICER